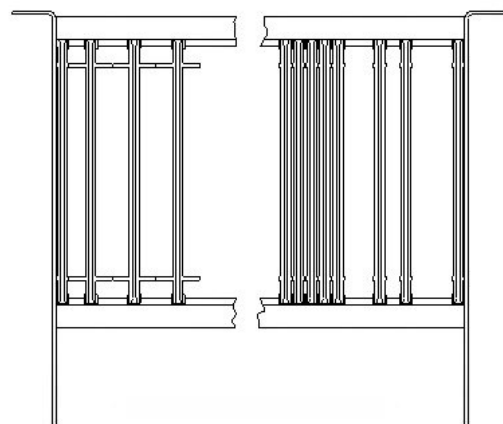
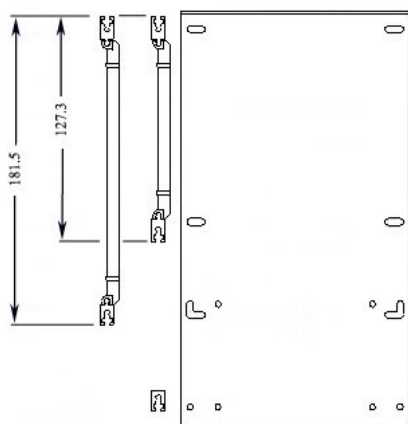
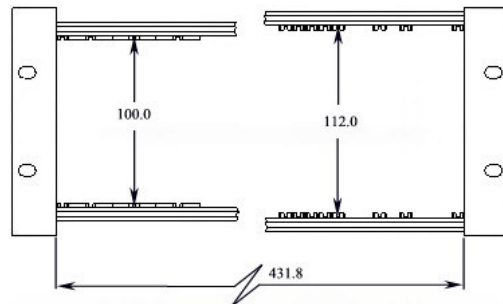



Description – Card Frame. Light duty
Material – Aluminium/ Noryl
Finish – Line Grained



The ECH Solutions card frame is a light duty card frame, with flexibility to meet your requirements.

Card frame consists of :- 2 Endplates, 4 Combination rails and screw fixings
 Available with either 100mm or 150mm Noryl card guides with pitch choices of 0.3” (7.62mm) or 1” (25.4mm) also a keyed version allowing for custom pitch requirement.
 The standard aluminium end panels enable PCB/Modules of between 100mm to 112mm to be fitted.

Tapped strips or nuts can be slotted into the cross support rails. Edge connector rails can also be supplied for fitting of connectors or motherboards

Order No	Description
CF	3U Card Frame
CG150.0.3	Card Guide 150x0.3”
CG150.1	Card Guide 150x1”
CG150.k	Card Guide 150 Keyed
CG100.0.3	Card Guide 100x0.3”
CG100.1	Card Guide 100x1”
CG100.k	Card Guide 100 Keyed
ECR431.8	Edge Connector rail
TS425.M2.5	Tapped Strip