

**Description** - Stainless steel tube handle suitable for doors, entrances, medical and chemical applications.

Available as a single or double handle. Single handle uses M10 x 30 bolt or an optional stainless steel screw and cap. Double handles use M10 x 60 bolt for use on door thicknesses of 6 - 20mm. Thicker doors can be accommodated using longer screws.

**Single handles**

A	Type ER-33.S Order no.	Type ER-33.A Order no.	Type ER-33.D Order no.
300	-	-	ER-33.D300.EG
350	ER-33.S350.EG	ER-33.A350.EG	-
500	ER-33.S500.EG	ER-33.A500.EG	-

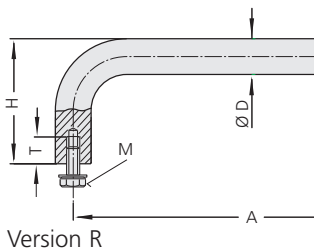
**Double handles**

300	-	-	ER-33.D300.DO
350	ER-33.S350.DO	ER-33.A350.DO	-
500	ER-33.S500.DO	ER-33.A500.DO	-

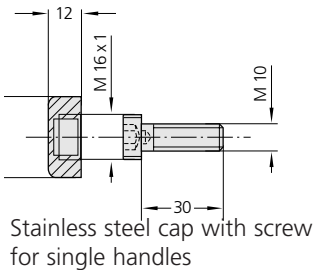
**Accessories**

Stainless steel cover with screw for single handles	Order no. ER-33.0000.AK
---	----------------------------

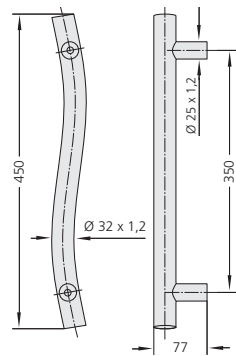
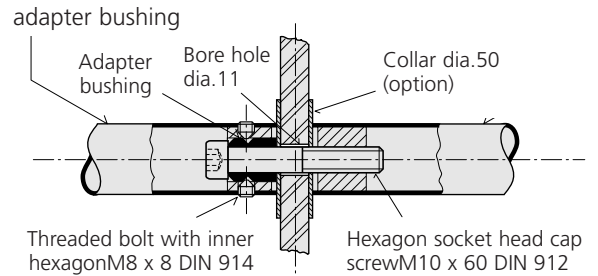
**Single Fixing**



**Single Option Fixing**



**Double Fixing**



**Type ER-32.B**

Order no.
ER-32.B350.DO